

Release Guide to Commission System Changes **Petrinex Implementation**

September 2018

Disclaimer:

Commission subject matter experts have provided the information within this release guide in good faith to represent how processes and systems are expected to function. The Petrinex system has not been implemented at the time this release guide has been published and is still subject to the final round of user testing; therefore, some materials presented in this document may change or be inaccurate. Updates to this release guide may be posted prior to Petrinex implementation as business processes are finalized.

Table of Contents

1. Overview	1
2. Well Infrastructure.....	2
2.1 The Creation of Completion Events	2
2.1.1 Initial Completion Event Status Change	3
2.1.2 Completion Event Status Display	3
2.1.3 Existing Completion Events.....	4
2.1.4 UWI Changes.....	4
2.1.5 Primary Product Change	4
2.1.6 Water Source Wells.....	5
2.1.7 Reporting Volumetrics from a Drilling Event	5
2.1.8. Past period Completion Event and Production Volumetric Amendments	6
2.2 Changing the status of a completion event.....	6
2.2.1 Observation well status	6
2.2.2 Abandonment status.....	6
2.2.3 Re-completion of an Abandoned Zone (well not abandoned at surface).....	7
2.2.4 Re-entry of a Well Abandoned at Surface.....	7
2.2.5 Well completion event status display variations	7
2.2.6 Suspended well status.....	8
2.3 Submission of Injection and Disposal Data	8
2.3.1 Submission of amendments for past periods injection or disposal.....	8
2.3.2 New acid gas fluid type.....	9
2.3.3 Elimination of gas cap fluid type	9
2.4 Volumetric Reporting Verification Warning Messages	9
2.5 Commingled well production reporting	9
2.6 Flaring.....	11
2.6.1 Submission of flaring volumes for past periods	11
2.7 Commission Reporting: Data Downloads	11
3. Facility and Pipeline Infrastructure	11
3.1 Notice of Intent (NOI) Linkages	11
3.2 Facility Types.....	12
3.2.1 Mixed oil and gas battery subtype (BCBT 393).....	13
3.2.2 Water hub reporting in Petrinex	13
3.3 Reporting Facility Designation.....	14
3.4 Temporary Reporting Batteries.....	15
4. Company Administration	15
4.1 New Company Applications in British Columbia.....	15
4.2 Corporate Structure Changes.....	16
4.3 BA Identifiers.....	16

1. Overview

This release guide summarizes all the changes to the Commission’s systems and process resulting from British Columbia’s implementation of Petrinex. The information presented within this document may also be presented within Commission guidelines and manuals prior to the introduction of Petrinex.

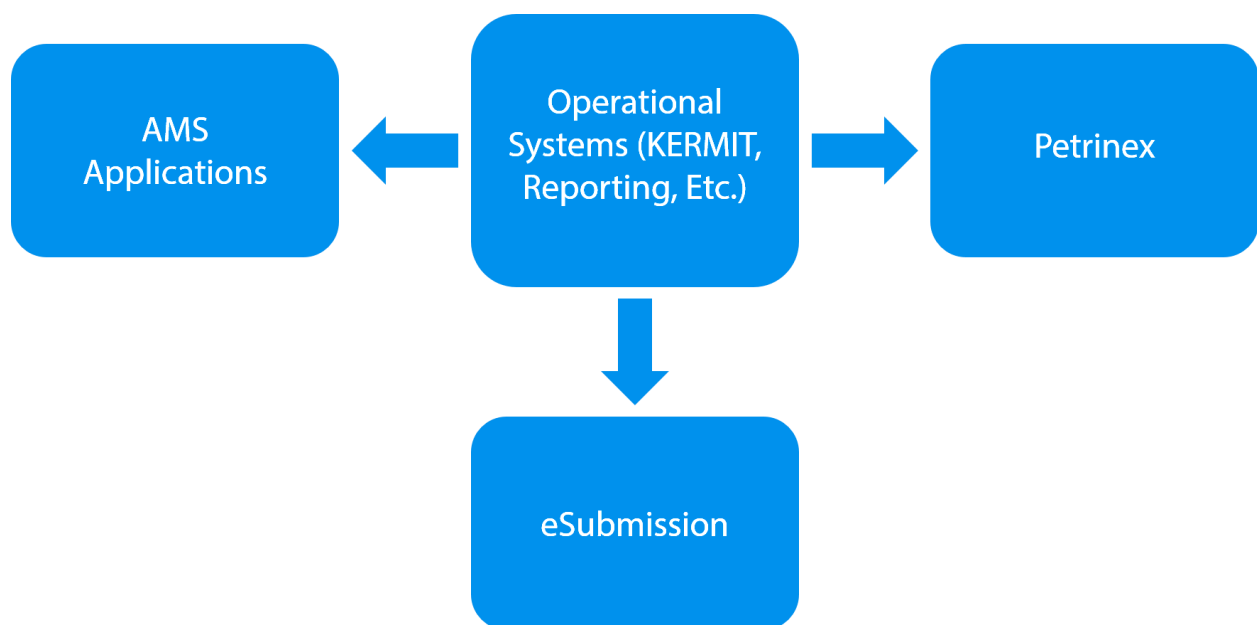
B.C.’s adoption of Petrinex has taken into account both existing Commission systems and requirements, and the needs of Petrinex. This document provides information on impacted processes and data fields, both changes and new practices.

Commission staff will continue to use internal systems to conduct work; however, they will have access to Petrinex to view items if required. Data flow between Petrinex with Commission systems occurs through an exchange hub with frequent systems’ refresh.

This *Petrinex Release Guide* does not include any information on navigating the Petrinex system, nor any guidance on any BC Ministry of Finance systems. Where this release guide provides information on the Petrinex system, it does so for contextual purposes and not instructional purposes. Information on the Petrinex website should be considered the primary source of guidance on using the Petrinex system.

In this document, the well permit holder is referenced as the entity making submissions and changes. Where a company has granted authorization to another entity to do this work, (i.e. Petrinex Operator Change), the ultimate responsibility remains with the permit holder.

Terminology between Commission systems and Petrinex systems differs in some circumstances. For example, the Commission’s ‘Completion Event’ is considered a ‘Well Event’ in Petrinex. In this document, the term ‘Completion Event’ (CE) will be used.





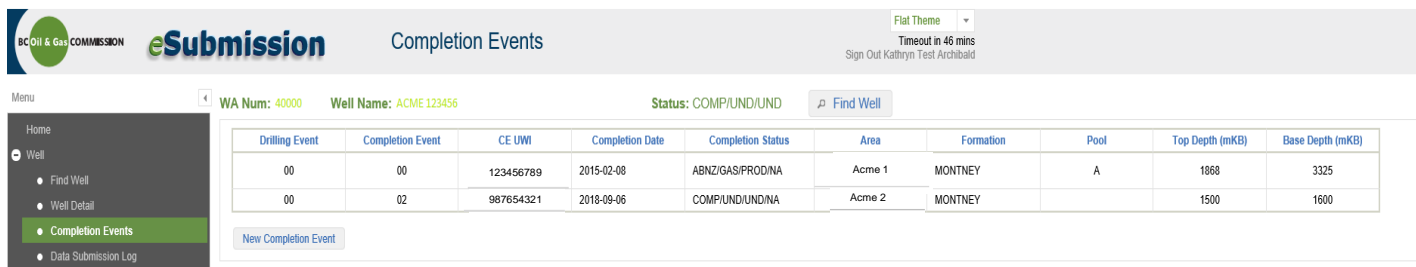
2. Well Infrastructure

The Commission remains B.C.'s repository for all well data. Petrinex is populated with only the well data required to support the reporting and disposition of volumetrics and calculation of royalties. The following subsections outline processes and system changes related to well data.

2.1 The Creation of Completion Events

The creation of completion events (CEs) and associated Unique Well Identifiers (UWIs) will switch from the submissions of the Ministry of Finance BC-11 form to a new Commission process in eSubmission. In eSubmission, well permit holders will be able to view existing CEs and also create new CEs which will generate a UWI required for volumetric reporting in Petrinex. This information is then populated to Petrinex to allow volumetric reporting.

 <p>What was the change?</p>	<p>Prior to Petrinex, new CEs were initiated via submission of the BC-11 form by the well permit holder and then entered into the Commission's internal system.</p>
 <p>What is the user impact?</p>	<p>The BC-11 process has been retired. New CEs are now created by a permit holder through the Commission's eSubmission Portal. Newly generated CEs undergo automated validation and acceptance prior to transfer to Petrinex. Industry cannot create CEs in Petrinex. The Commission's quality control reviews and processes do not delay auto-population of new events that pass through the initial validation rules.</p> <p>Please note that this CE creation process is unique to B.C.</p> <p>Instructions on how to navigate this process in eSubmission will be added to the eSubmission User Guide for November 2018. Additional training will be provided prior to go-live.</p>



BC Oil & Gas Commission eSubmission Completion Events

Flat Theme Timeout in 46 mins Sign Out Kathryn Test Archibald

Menu WA Num: 40000 Well Name: ACME123456 Status: COMPI/UND/UND Find Well

Drilling Event	Completion Event	CE UWI	Completion Date	Completion Status	Area	Formation	Pool	Top Depth (mKB)	Base Depth (mKB)
00	00	123456789	2015-02-08	ABNZ/GAS/PROD/INA	Acme 1	MONTNEY	A	1888	3325
00	02	987654321	2018-09-06	COMPI/UND/UND/INA	Acme 2	MONTNEY		1500	1600

New Completion Event

Submission requirements for Completion/Workover reports have not changed (details on this process are captured in Section 9.8 of the Oil and Gas Activity Operations Manual). As part of the Commission's

analysis of completion report submissions, new CEs and associated UWIs will continue to be created by the Commission when they have not been previously created by the well permit holder. These CEs will populate in Petrinex and be made available for volumetric reporting.

The Commission will also amend CE details as required during the review of completion reports. Permit holders cannot edit data for previously created CEs. To request modification of an existing completion event, a permit holder must complete an [Online Services Support Request](#).

The well permit holder will create a new CE by selecting the Area, Formation and (where known) Pool from dropdown menus. As the vast majority of current and foreseeable activity is within only three Regional field/pools, these will likely be consistent for wells operated by each permit holder. Field area maps for reference are available at:

ftp://ftp.bcogc.ca/outgoing/OGC_Data/Geology_and_Engineering/Schedule2_ZoneMap_24x36.pdf

If an area or pool does not exist, please contact the Commission at reservoir@bcogc.ca. The Commission has developed data validations to prevent the creation of multiple CEs for the same interval.

Regional Field	Regional Field Code	Pool	Formation Code
Heritage	9021	Montney "A"	5000
Northern Montney	9022	Montney "A"	5000
Northern Montney	9022	Doig Phosphate-Montney "A"	4997

The default initial well event status in Petrinex will be COMP/NA/NA/NA. In Commission systems and reports, the same status will be COMP/UND/UND/NA.

2.1.1 Initial Completion Event Status Change

Permissible event transitions are available in Petrinex as selectable statuses, which reflect the change in well activity. Transitions available to well permit holders include transitions to and from COMP, ACT, and SUSP.

The Commission retains a Petrinex user ID with permissions for all possible completion event status changes. This allows the Commission to implement complex data corrections (in coordination with the well permit holder) and to manage the status of wells that have reverted to orphan designation due to default of the permit holder.

The Commission also has the ability to modify well status changes occurring before Petrinex; allowing the management of historical well statuses.

2.1.2 Completion Event Status Display

The Commission and Petrinex systems display the same statuses differently. There are no changes to databases or reports; completion event status will continue as Mode / Fluid / Ops (for Operation) / Structure. Within Petrinex, CEs are displayed as Fluid / Mode / Status (Operation) / Structure.

Commission systems display each status code element as an individual field. Petrinex manages the four code elements as a merged, single line entry. Well permit holders must change status by selecting the status combination from a drop down menu containing all the permissible combinations.

Also, note that there are additional display differences between the Commission and Petrinex systems. For CEs, the zonal abandonment status in Commission systems is displayed as ABNZ and in Petrinex as ABZONE.

2.1.3 Existing Completion Events

As part of the data conversion and implementation preparation activities, all existing CEs in the Commission's database were populated in Petrinex, with their current status. This includes CEs without associated volumetric reporting, as these may become active in the future. Well and CE status history from before implementation is not available in Petrinex. Similarly, production, injection, and disposal volumetrics from before implementation are not available in Petrinex.

2.1.4 UWI Changes

A portion of the Unique Well Identifier (UWI) 16-digit code is based on the physical location of the well completion event. For a cased and completed or open-hole horizontal well, the location utilized is the end of the well, at total depth (TD).

The Commission reviews a well's directional survey to verify the recorded TD location is correct. A correction to the location, and therefore the UWI, may be required at the time of verification. UWI corrections are completed within Commission systems and the updated UWI is populated in Petrinex. The Petrinex messaging system informs the reporting well permit holder of the UWI change. All prior reported volumetrics are transitioned to the new UWI through an internal Petrinex process. There will no longer be direct communication from Commission staff to well permit holders of impending or executed UWI changes.

Well permit holders will be able to initiate and implement changes to production values between two UWIs through Petrinex. Further detail regarding this process can be found in the Petrinex Manual.

2.1.5 Primary Product Change

Petrinex will not allow a well permit holder to add a status with a different fluid type once volumetric filing has commenced on a producing well.

Where the primary product of a well is determined to be different, by the permit holder or the Commission after volumetric filing has commenced, a permit holder should contact the Ministry of Finance and the Commission, who will work together with the operator on the data fix.

The well permit holder reports a primary product based on initial qualities; however, the actual primary product of a well may not become evident until up to six months of production data is available. When

the Commission determines the primary product is different from what has been initially reported, amendment of volumetrics is required for all periods previously reported.

It is Commission policy to not allow a CE to “flip-flop” between primary products over the production history of the well, except in extraordinary circumstances. A change to primary fluid affects royalties, royalty program eligibility, and well data interpretation. An oil well remains oil primary product, even if in later life there is a significant rise in the gas-oil ratio, with only intermittent oil production.

2.1.6 Water Source Wells

The New Completion Event eSubmission process screen includes a “Water Source Well” flag. This flag is utilized by the Commission to identify the actual purpose of the well as water source, for regulatory and water reporting purposes.

Wells with a primary purpose of water source may produce natural gas. This gas is dissolved in the water at reservoir pressure conditions but evolves to gas when pressure conditions drop at surface. Where the gas volume is sufficient for gathering, it must be metered and reported. For royalty purposes, the well event must have an ACT GAS PROD to allow volumetric reporting.

2.1.7 Reporting Volumetrics From a Drilling Event

There may be rare occasions of reporting volumetrics where a physical well completion event does not yet exist. Examples include production during underbalanced drilling, or some other “production” event prior to completion (formation fluid invasion of drilling mud or a blowout).

The eSubmission “Create New Completion Event” module requires a well to have a rig release date prior to the creation of a CE. This allows key data quality checks, such as completion depth, which cannot be greater than TD of Drilling Event; and uses the Commission corrected bottom hole location to create the UWI. In the rare instance that volumetric reporting is required prior to well completion, the Commission will create a placeholder CE within its systems through the following process:



- The well permit holder with volumetrics to report for a month prior to a well having a CE will contact the Commission through the [Online Service Support form](#).
- Commission Reservoir Engineering staff will create a “placeholder” CE with a status of N/A, COMP, N/A, N/A
- The well permit holder will change the status of the CE to ACT and report volumetrics in Petrinex
- The placeholder CE is modified by the Commission when actual data for the first CE, including date, is submitted in a completion report.

Existing Petrinex rules regarding test battery and duration limit of reporting periods will ensure data integrity.

2.1.8 Past Period Completion Event and Production Volumetric Amendments

Petrinex will not contain completion event status history or volumetric data for periods prior to October 2018. For amendment to a prior period well event status or production volumetrics, please contact the Commission using the Online Services Support form.

2.2 Changing the Status of a Completion Event

 <p>What was the change?</p>	<p>Prior to Petrinex, permit holders managed well event status changes throughout the life of the well using the Notice of Commencement or Suspension of Operations Form (BC-11). This BC-11 form was submitted to the Ministry of Finance to notify of initial well production, suspension, or resumption of production.</p>
 <p>What is the user impact?</p>	<p>The BC-11 process has been retired. Permit holders will make changes to well event statuses directly in the Petrinex system, as of November 5. For retroactive changes to a well event status pre-Petrinex, please complete an Online Services Support Form.</p> <p>If a well event has not reported production, injection, or disposal for 12 months, the Petrinex system will automatically update the well to a suspended status. Permit holders cannot report volumes on a suspended well.</p> <p>Instructions for changing the status of a well event can be found on the Petrinex website.</p>

There are a few exceptions where the well status change process is not impacted by the implementation of Petrinex. These exceptions are explained in the following two subsections.

2.2.1 Observation Well Status

Only the Commission can manage the observation (OBS) status. Observation status requires an approval and details of how to apply for this are found in the [Observation Well Application Guide](#). Failure to meet the conditions of an observation well approval results in the Commission changing from ACT OBS to SUSP OBS. This status will be managed by the Commission using internal systems and transferred to Petrinex.

2.2.2 Abandonment Status

Zonal and complete well abandonments are managed by the Commission through well permit holder submission of Completion/Workover reports. The abandonment statuses for abandoned and

abandoned zone, ABAN and ABNZ respectively, are exclusively controlled by the Commission and managed within the Commission's database and then transferred to Petrinex.

A new mode status of ABNZ can be assigned to a CE by the Commission when work has resulted in the permanent "plugging" of that portion of the well (examples include cement squeezed perforations, and/or placement of a bridge plug with cement cap). Once all CEs have been zonally abandoned, and before the cut and cap has been completed, the well status will change to ABNZ. Once the well is abandoned at surface by cut and cap operations, the status of the well is changed to ABAN and all CE's receive an automated "roll down" change to ABAN.

2.2.3 Re-completion of an Abandoned Zone (well not abandoned at surface)

The Commission will have a process in place to allow the transition from an ABNZ event to an ACTIVE event in Petrinex when a previously abandoned zone has been re-entered.

2.2.4 Re-entry of a Well Abandoned at Surface

The re-entry of an abandoned well represents a new drilling event (DE); except in the case of remedial operations, as noted below. A well completion event requires the creation of a new CE, regardless of whether the formation was completed prior to abandonment. The creation of a CE for volumetric reporting is initiated by the well permit holder through the eSubmission process, as per the new process introduced on November 5 and discussed within section 2.2.

A special case is the re-entry of a well exclusively for integrity remediation, such as the repair of a surface casing vent flow. In this event, the Commission will change the status of all existing CEs from ABAN/XX/XX/XX to ABNZ/XX/XX/XX, as the ABAN status only applies to wells that are surface abandoned. The Commission will then enter any workover information, such as shallow perf and cement squeeze, into the system. When the repair is completed and the well is once again cut and capped, the Commission will change the CE status back to ABAN/XX/XX/XX.

2.2.5 Well Completion Event Status Display Variations



Minor variations in well status types will occur between Petrinex and Commission systems. Where Petrinex uses a value of "NA", Commission databases and reports will continue to use the UND (undefined) status. The only exception is the completion event status field "structure" for commingle and multi-laterals, where NA will be displayed by the Commission.

2.2.6 Suspended Well Status

With the introduction of Petrinex, the status of suspension (SUSP) is exclusively managed by the well permit holder. The well permit holder is able to report a volumetric activity of "shut-in" for up to 12 reporting months before having to set the event to SUSP. The well permit holder can choose to set the Petrinex status to suspended earlier, if they choose.

Please note that a status of SUSP in Petrinex is not synonymous with the physical well suspension requirements specified by the Drilling & Production Regulation. The Commission manages physical well suspension requirements and reporting through the eSubmission system as per section 9.3 of the [Oil and Gas Activity Operations Manual](#) and chapter 7 of the [eSubmission User Guide](#).

2.3 Submission of Injection and Disposal Data

 <p>What was the change?</p>	Injection and disposal submissions (previously referred to as the BC-S18 Monthly Injection Disposal Form) used to report the monthly operation of wells with regard to water injection or disposal; gas injection, storage or disposal; CO ₂ injection or disposal, solvent injection and LPG storage through eSubmission.
 <p>What is the user impact?</p>	As of November 2018, injection and disposal data is to be self-reported through Petrinex. A new well event status of STOR will allow reporting of either injection or production at gas storage wells; therefore, a CE status change is no longer required to switch between these statuses over the annual operating cycle Instructions on using Petrinex for injection and disposal data is found within the Petrinex Readiness Handbook.

2.3.1 Submission of Amendments for Past Periods Injection or Disposal

eSubmission will still support the submission of amendments to historic injection and disposal data via XML for months prior to October 2018, provided the CE was ACT INJ or ACT DISP during that period. All submissions for reporting months October 2018 and onward will be sent via Petrinex after November 5.

Section 4.10 of the [eSubmission User Guide](#) will be updated for November 2018 to reflect that eSubmission functionality is limited to historic data, while any additional instructions and guidance for submitting injection and disposal data within eSubmission will be removed from the Commission's website.

Note Petrinex does not differentiate between disposal and injection operation for volumetric reporting, both are considered the statuses of INJ; however, Commission systems continue to utilize the CE Operation codes INJ and DISP to differentiate injection and disposal for internal systems and reporting population.

2.3.2 New Acid Gas Fluid Type

The previously reported acid gas disposal type GAS DISP will now be ACID-G DISP within Petrinex. In Commission data systems and reports this fluid will be identified as AGAS.

This fluid status change has been applied to historic records for consistency in data reports.

2.3.3 Elimination of Gas Cap Fluid Type

The fluid type gas cap (GCAP) is eliminated from Commission systems and will reflect a GAS fluid for these well events. The Commission will maintain a gas cap flag within internal data systems to identify these wells as gas cap has implications for reserves and production control.

2.4 Volumetric Reporting Verification Warning Messages

Petrinex contains numerous data validations to ensure correct and accurate reporting. These quality checks are within a limited range of tolerance, for production, injection, and disposal.



Unique Petrinex warning messages have been added to the monthly reporting of production, disposal and injection to detect potential errors in B.C. wells. Examples include:

- Variation in monthly rate or ratio by more than 300% from previous months will trigger a warning message. Early production data for the initial six month period is exempt from these data validation checks, as significant rate decline and fluctuation is expected.
- Repeated report of the same value will trigger a warning in injection and disposal wells. The Commission requires continuous measurement at the wellhead pressure valve and therefore repeating reported values are unlikely to be accurate. [See Water Service Wells Summary](#).
- Other errors noted have been associated with switching production values between wells on the same pad.

2.5 Commingled Well Production Reporting

A commingled well is a well with two or more completion events approved by the Commission to produce in an unsegregated state. Total well production may be reported to a single event, or allocated on a percentage basis to each event for reporting.

A multilateral well has two or more horizontal legs, all completed and located within the same Commission recognized pool.

 <p>What was the change?</p>	<p>The Commission CE status did not include a field to designate commingling.</p>
 <p>What is the user impact?</p>	<p>Petrinex will contain a new CE status field "Well Structure" that contains information if an event is commingled and if it is the volumetric reporting event or not. The suffix "R" indicates the volumetric reporting commingled event.</p> <p>Permit holders will still require approval for commingling a well and will be required to submit a Notice of Commingled Production form to the Commission, for subsequent audit.</p> <p>The BC Readiness Handbook provides additional details.</p>

An important distinction between Commission systems and Petrinex is the status of Mode / Fluid / Ops for these wells. The Commission continues to record the status of each event, as required for regulatory and safety compliance functions. Petrinex reverts all non-reporting events to NA/NA/NA.



For an AREA or MULTI commingled well, the reporting events will have a status of active, ie ACT/GAS/PROD/AREAR. The non-reporting events will have a status of NA/NA/NA/AREA in Petrinex. However in Commission systems, the non-reporting event statuses will be taken from the reporting event status, so that each zone shows as ACT. In the example above, the non-reporting event status in Commission systems would be ACT/GAS/PROD/AREA.

Changing the status of an individual completion event in a commingled or multilateral well to SUSP will remove the event from the commingled or multilateral grouping. The Commission has created an internal audit system to identify these changes. When changes are noted, the Commission will contact permit holders to discuss the commingled or multilateral well.

Once a commingled well is abandoned, the Commission sets the Commingle Approval to "Cancel" within its internal systems. Should the well be re-entered for the purpose of commingled production, it will be treated as a new drilling event and a new application/qualification for commingling will be required. This process allows the Commission to assess whether commingled production is still appropriate under current well conditions, reservoirs conditions, policy and legislation.

Note: Commingled disposal wells are not identified in Petrinex, and commingle disposal reporting validations are not applied. Verification audits will continue to be managed within Commission systems.

2.6 Flaring

 <p>What was the change?</p>	<p>Prior to Petrinex, permit holders reported well flaring volumes in the Notice of Flare in eSubmission.</p>
 <p>What is the user impact?</p>	<p>Volumes flared at a well up to and including September 30, 2018 should continue to be reported in eSubmission as a total amount for each formation in a Notice of Flare in eSubmission. This should be done in accordance with the existing 60 day submission requirement.</p> <p>Volumes flared at a well on October 1, 2018 or later should be submitted in Petrinex. This should be done by the 20th day following the month in which the flaring activity occurred in accordance with the changes to the Drilling and Production Regulation.</p>

2.6.1 Submission of Flaring Volumes for Past Periods


Permit holders will be restricted from reporting flaring volumes against Notices of Flare in eSubmission where the Expected Start Date is after September 31, 2018.


2.7 Commission Reporting: Data Downloads

The Commission's Data Downloads website provides current well data for industry, data vendors, the public, and Commission use. The Commission has worked to ensure this function and structure remain available with as few impacts as possible.

3. Facility and Pipeline Infrastructure

3.1 Notice of Intent (NOI) Linkages

 <p>What was the change?</p>	<p>Prior to Petrinex, permit holders would submit a Notice of Intent (NOI) within KERMIT to establish or change a well-to-facility or facility-to-facility linkage.</p>
---	---

 <p>What is the user impact?</p>	<p>Permit holders will establish and change linkages within Petrinex as part of the regular monthly reporting process. In Petrinex, permit holders must link wells to facilities and other gathering systems, set up gas processing plant connections where applicable, and update mandatory fields with any changes in order to report volumetrics. KERMIT will not receive and hold any linkage data after November 5, 2018.</p> <p>The application sections of the Oil and Gas Activity Operations Manual will be updated for November 2018.</p> <p>In Petrinex, all reporting facilities (batteries) are required to have monthly submissions that include receipts and dispositions, fuel gas volumes, vented and flared gas volumes. The input into Petrinex starts at the sales pipeline downstream of a gas processing plant, and works backward to the well. This ensures that there is a gathering system balance and accurate reporting of volumes all the way from the well through the chain of facilities to the final delivery point of marketable products.</p>
---	---



NOI (Upstream) For Facility

NOI (Upstream) For Facility

- [Modify Equipment or Facility](#)
- [Cancel Facility or Activity](#)
- [Reactivate Facility](#)
- [Remove Facility](#)



3.2 Facility Types

 <p>What was the change?</p>	<p>Applicants could select a pipeline gathering facility type within the Application Management System (AMS) when preparing an application.</p>
 <p>What is the user impact?</p>	<p>Applicants can no longer select a pipeline gathering facility type within AMS when preparing an application.</p> <p>In Petrinex, permit holders will use a separate set of facility types for the corresponding B.C. facilities to align with what is used in Petrinex in Alberta. A list of these can be found in Appendix 6 of the Petrinex Readiness Handbook. Existing Commission Facility IDs (Fac IDs) will continue to be referenced in Petrinex as the Facility Licence Number.</p>

	<p>Instead of using a pipeline gathering point, permit holders have the capabilities to set up special reporting batteries to accommodate the flowing of wells to two or more different reporting facilities.</p>
--	---

3.2.1 Mixed Oil and Gas Battery Subtype (BCBT 393)

One of the battery subtypes created within Petrinex is for scenarios where there are one or more oil wells linked to the same facility with one or more gas wells. The current measurement rules do not allow this configuration, as gas wells must be linked to, and reported at gas facilities, and oil wells must be linked to, and reported at oil facilities to ensure the correct royalties are paid to the province. The 393 mixed oil and gas battery subtype is a temporary placeholder for “mixed oil and gas” batteries that will be reviewed by industry and the BCOGC with the objective of linking them to the appropriate battery to ensure compliance with the requirements.

3.2.2. Water Hub Reporting in Petrinex

A water hub is a facility type on its own within the Commission’s permit application process, and in Petrinex a water hub is categorized as battery subtype, 395. The definition of a water hub in the Commission system includes primarily produced water storage for well fracturing purposes (Produced water storage in tanks, excavated pits, or C-rings at central locations, not at well pads), but also includes large central fresh water storage facilities.

The definition of a water hub in the Petrinex system includes produced water storage for well fracturing purposes only. This includes produced water storage in tanks, excavated pits, or C-rings at central locations (not at well pads), but does not include fresh water storage facilities.

All water hubs will be loaded from the KERMIT system, and permit holders in Petrinex will be able to identify the water hubs that handle produced water, set up the correct battery subtypes, and report the applicable receipts and dispositions at these batteries. Prior to the Petrinex implementation in November 2018, the Commission will create water hubs in our system where they meet the criteria, but currently do not exist.



For receipts and dispositions at water hubs in Petrinex, the operator will use BCOT (Other Use) code for transfers to and from well pads if the well and well events have not been entered into Petrinex, and other sources that do not have a facility code.

While Petrinex does not require balancing receipts and dispositions at fresh water storage and transfer sites, dispositions of fresh water from ponds and dams that do not manage produced water may be reported through miscellaneous codes and/or use of the water source (BCWS) reporting facilities. Fresh water withdrawals must still be reported in the Commission’s NEWT system in accordance with licensing requirements.

For receipts and dispositions from/to other water hubs, injection facilities, waste plants (disposal stations in B.C. system), water source batteries, or any facility with a license (code), or any well or well event previously entered into Petrinex, the assigned code can be used.

For receipts into ponds from rain events, the operator will use the BCRO (Run off water) code. Permit holders will have the flexibility and permission to balance the inventory with the above codes on a monthly basis.

3.3 Reporting Facility Designation

 <p>What was the change?</p>	<p>Prior to the introduction of Petrinex, permit holders used KERMIT to designate when a facility is a reporting facility, and uses a KERMIT NOI to change this designation.</p>
 <p>What is the user impact?</p>	<p>Permit holders will designate reporting facilities within Petrinex. Within KERMIT, the reporting facility box will be removed from both the Facility Information Screen and the Facility NOI process by November 5, 2018. This information will only be presented in Petrinex.</p>

Facility

Facility ID: 00023435	Facility Type: Well Facility
Location: DLS: 09-04-080-19	Facility Name: Acme 123456
Area: HERITAGE	Facility Status: Active
Operator: Acme	AD #: 123456789

- Details
- Operational Transactions
- Equipment
- Linkages
- Operator
- Design
- C&E
- AIR Asset and Liability
- Notes
- Attachments

Facility Information

Facility ID: 00023435
 Facility Type: Well Facility
~~Reporting Facility:~~
 Out of Province:
 Maximum Design H₂S
 Content of Inlet Gas:
 Maximum H₂S Content
 of Inlet Gas:
 Maximum Sulphur
 Emissions: tonnes/d

NOI Facility

Save

Details

Modify Date:

Comments (work locations, address/UTM (NAD83), description of work including description of modifications and/or repairs of facility piping, and other relevant comments):

Facility Information

Facility Type: **Well Facility**

Maximum Design H₂S Content of Inlet Gas: % None

Maximum H₂S Content of Inlet Gas: % None

~~Reporting Facility:~~

Out of Province:

Area: **MONIAS**

Maximum Sulphur Emissions: tonnes/d

Plant Jurisdiction:


3.4 Temporary Reporting Batteries

	Permit holders would contact the BGOGC Facilities Engineering team directly to set up temporary reporting batteries and receive temporary battery codes for drilling or well testing activities within KERMIT.
	Permit holders will self-report temporary reporting batteries within Petrinex for the drilling and well testing phases where required using the available battery subtypes. The references to temporary reporting batteries will be removed from Chapter 12.4 of the Oil and Gas Activity Operations Manual for November 2018.



4. Company Administration

4.1 New Company Applications in British Columbia

	Prior to Petrinex, new companies are required to complete the New Company Application Process before the Commission will accept permit applications. This is done by filling out a New Company Application form as instructed within the Commission's Permit Operations and Administration Manual.
--	--

 <p>What is the user impact?</p>	<p>With the introduction of Petrinex, the new company application process will be administered through Petrinex. New companies will apply for a Business Associate (BA) ID by filling out the online application form in Petrinex.</p> <p>Instructions on Requesting a BA Identifier will be documented within the Commission’s Permit Operations and Administration Manual. An updated manual should be posted on the Commission’s website for October 22, 2018.</p>
---	---

4.2 Corporate Structure Changes

 <p>What was the change?</p>	<p>Prior to November 5, 2018, Corporate Name Changes were completed via the Corporate Structure Change Application form described within the Commission’s Permit Operations and Administration Manual.</p>
 <p>What is the user impact?</p>	<p>Corporate name changes post November 5 will be submitted using eSubmission. A Corporate Structure Change Application form is no longer required. The current amalgamation process will stay the same.</p> <p>Instructions for completing the Corporate Name Change process will be documented within the Commission’s Permit Operations and Administration Manual. An updated manual should be posted on the Commission’s website for October 22, 2018.</p>

4.3 BA Identifiers

The Business Associate (BA) identifier used within the Petrinex system will be presented on corporate registry and organizational search screens within KERMIT.